

ONLINE CONF Procedure Manual

Basic Function

AGRI SMILE, Inc.
ONLINE CONF Office

1. Basic Function

1. Dashboard

- a. **General Announcement**: Check the announcements from the secretariat.
- b. **Comments&Replies**: Check the comments to your presentation and the replies to your comments.
- c. **Favorite Presentation**: View the presentations you saved as bookmark("Favorite").

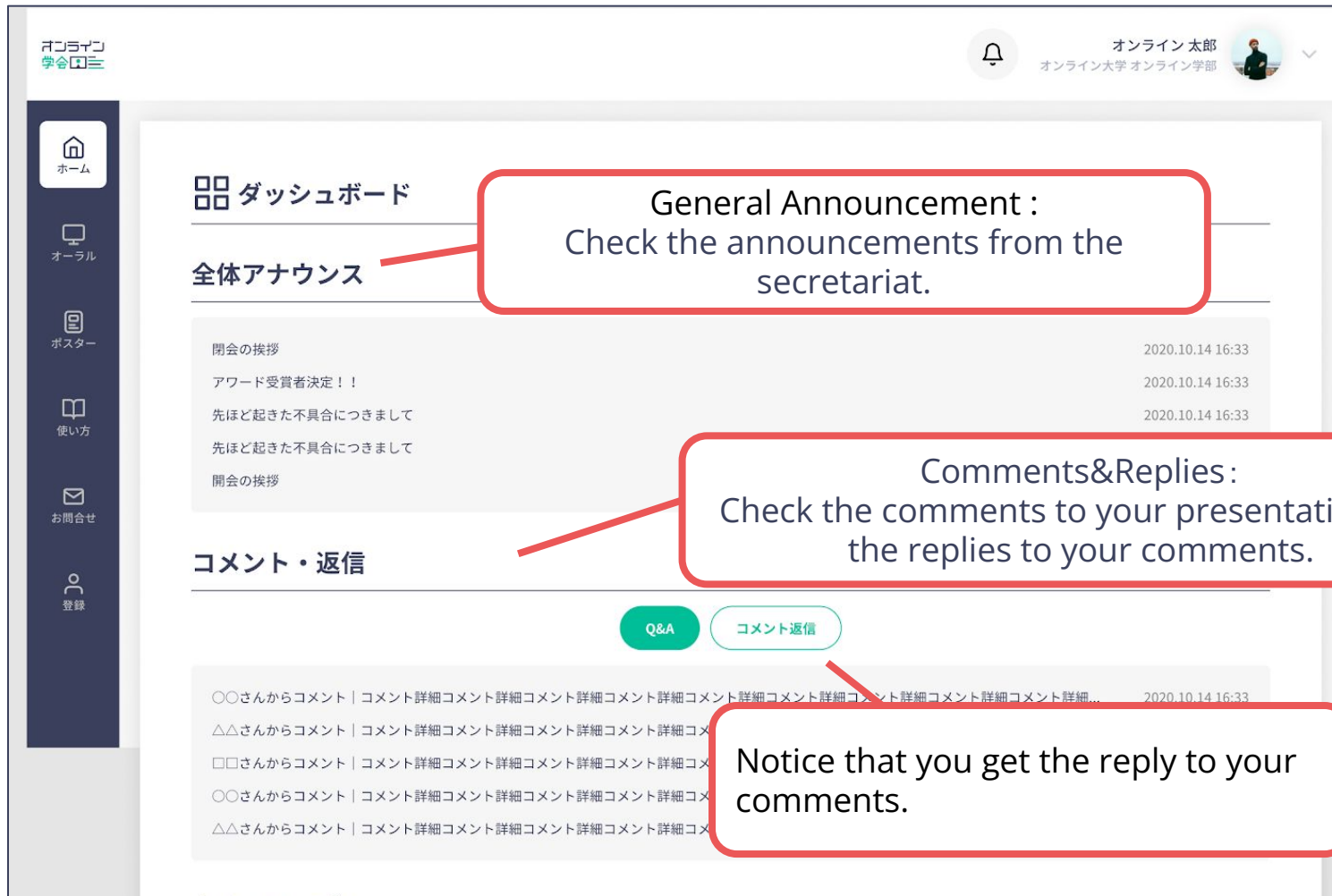
2. Edit Profile

3. Participants List

4. See My Message Board

1. Dashboard

“Dashboard” is the page you can view after you login.
You can move to various pages from Dashboard.



1. Dashboard

お気に入り登録した発表



2020.11.14

転写因子T-betによる自己免疫性関節炎発症
制御機構の解析



所属団体
肩書き
アグリス次郎

2020.11.14

転写因子T-betによる自己免疫性関節炎発症
制御機構の解析



所属団体
肩書き
アグリス次郎

2020.11.14

転写因子T-betによる自己免疫性関節炎発症
制御機構の解析



所属団体
肩書き
アグリス次郎



オーラル発表登録

発表タイトル発表タイトル発表タイトル発表タイトル発表タイトル

発表を追加する

View the presentations you saved as bookmark("Favorite"). Click and move to each presentation page.

ポスター発表登録

未登録

発表を追加する

2. Edit Profile

You can check and edit your profile.

The screenshot shows the ONLINE CONFERENCE dashboard. On the left is a dark blue sidebar with icons and labels for Dashboard, Timetable, Sponsored online exhibition, Participants, and Manual. The top right corner shows '1 people online' and a user profile for 'AS Manager'. The main content area is divided into sections: 'Dashboard', 'General Announcement' (with a message 'There are no announcements.'), 'Comments & Replies' (with buttons for 'Replies' and 'Comments To Your Presentation' and a message 'You will be notified here when your presentations get comments.'), 'Timetable' (with buttons for 'Oral Presentation >' and 'Poster Presentation >' and a message 'The presentations you favorite will be displayed here.'), and 'Inquiry' (with a message 'There are no inquiries at this time.').

ONLINE CONFERENCE

1 people online | AS Manager

Dashboard

Timetable

Sponsored online exhibition

Participants

Manual

Dashboard

General Announcement

There are no announcements.

Comments & Replies

Replies | Comments To Your Presentation

You will be notified here when your presentations get comments.

Timetable

Oral Presentation > | Poster Presentation >

The presentations you favorite will be displayed here.

Inquiry

There are no inquiries at this time.

2. Edit Profile

You can check and edit your profile.

The screenshot shows the ONLINE CONFERENCE dashboard. On the left is a dark sidebar with navigation icons for Dashboard, Timetable, Sponsored online exhibition, Participants, and Manual. The main content area is titled 'Dashboard' and contains four sections: 'General Announcement' (empty), 'Comments & Replies' (with buttons for 'Replies' and 'Comments To Your Presentation'), 'Timetable' (with buttons for 'Oral Presentation >' and 'Poster Presentation >'), and 'Inquiry' (empty). On the right, a user menu is open, showing '1 people online' and options: '日本語', 'Edit Profile', 'Issue Certificates', 'See My Message Board', 'Managers' Dashboard', and 'Sign Out'.

ONLINE CONFERENCE

• 1 people online

日本語

Edit Profile

Issue Certificates

See My Message Board

Managers' Dashboard

Sign Out

Dashboard

Timetable

Sponsored online exhibition

Participants

Manual

Dashboard

General Announcement

There are no announcements.

Comments & Replies

Replies

Comments To Your Presentation

You will be notified here when your presentations get comments.

Timetable

Oral Presentation >

Poster Presentation >

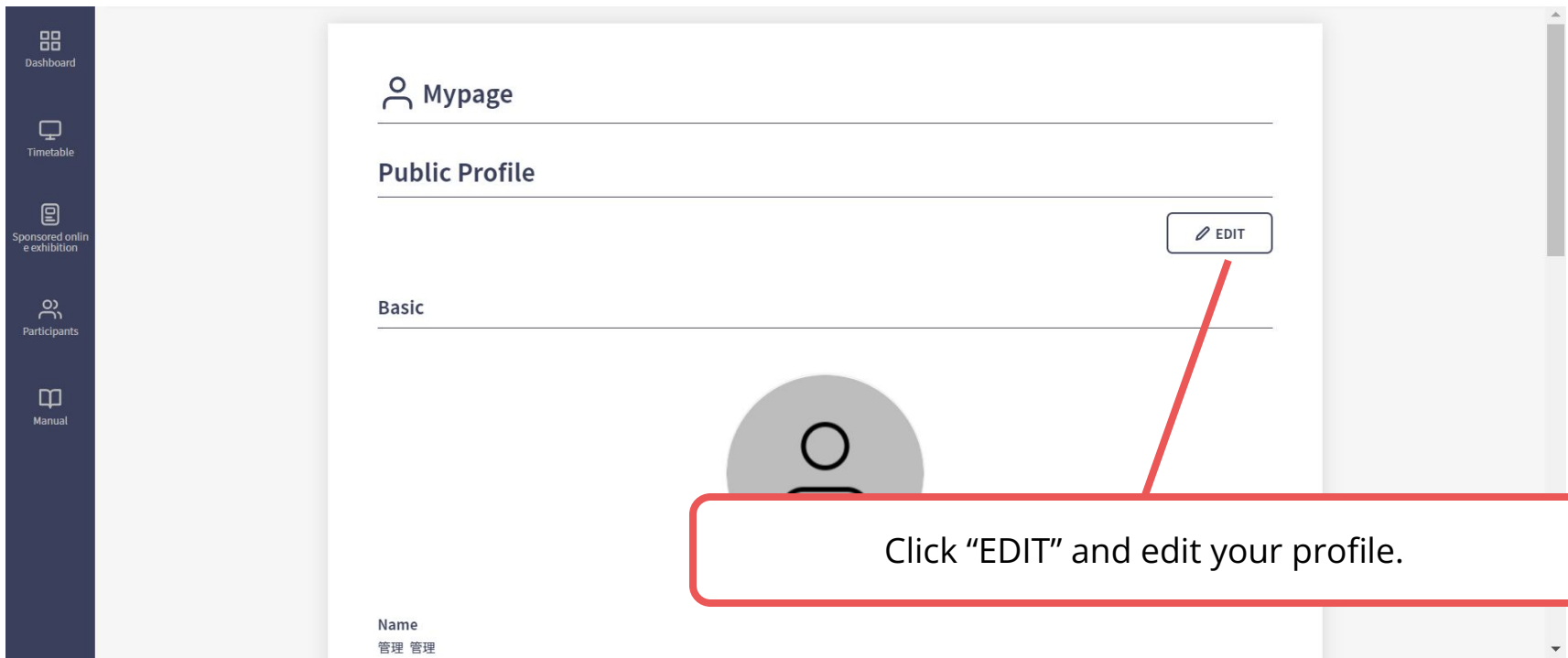
The presentations you favorite will be displayed here.

Inquiry

There are no inquiries at this time.

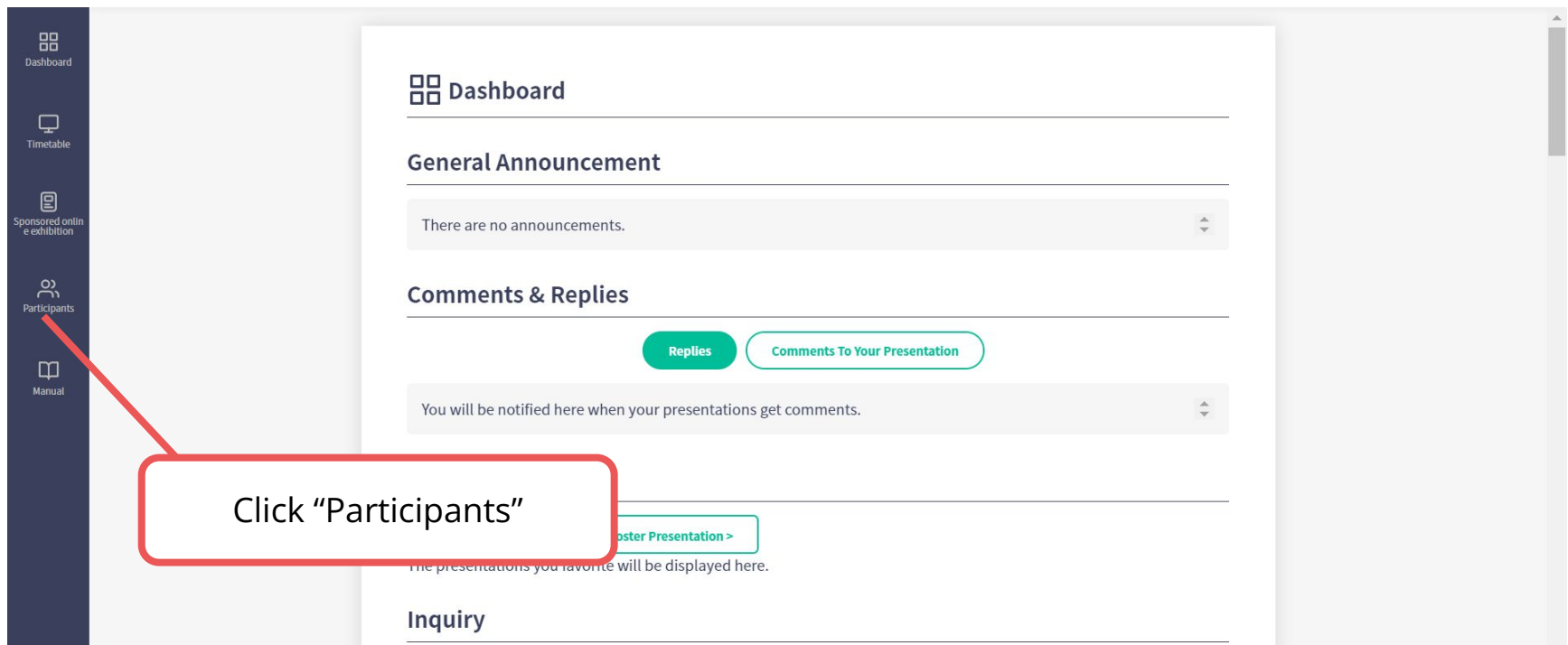
2. Edit Profile

You can check and edit your profile.



3. Participants List

You can see the profile of participants and send messages to them.



3. Participants List

You can see the profile of participants and send messages to them.

Switch
Presenter/Participants(Audience)

See his/her presentations






Search the participants

User List

Reset Search Condition

Search Users

Presenter Participant

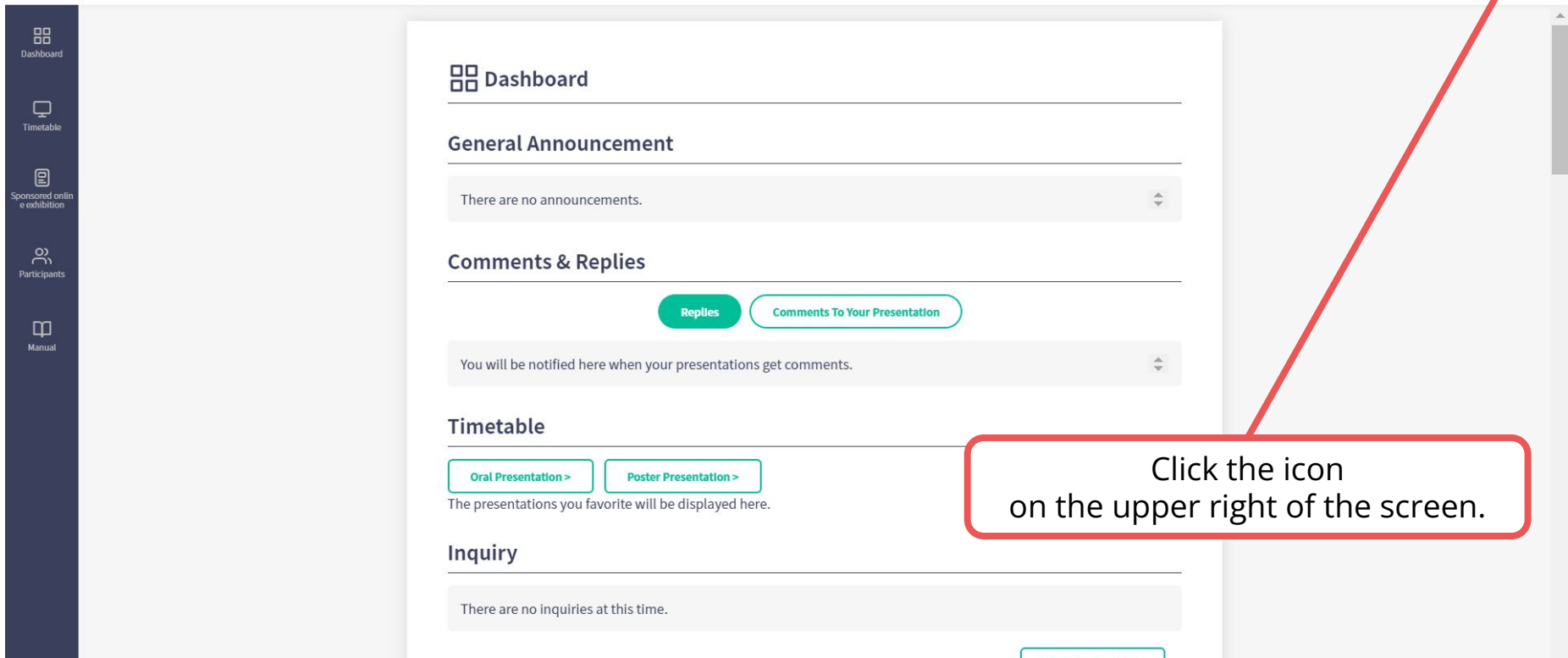
Name	Affiliation	Dept./Lab.	Position	Interested In	Presentations
 参加者 太郎	管理				Presentations Send Message
 発表者50 太郎	管理				Presentations Send Message
 発表者49 太郎	管理				Presentations Send Message
 発表者48 太郎	管理				Presentations Send Message
 発表者47 太郎	管理				Presentations Send Message

You can post the message to
his/her message board.

(Your message will be
published to those who come
to the same message board.)

4. See My Message Board

You can check the message to you from the other participants
✂️When you get the message, the same contents will be notified by Email.



The screenshot shows a dashboard interface with a dark blue sidebar on the left containing icons for Dashboard, Timetable, Sponsored online exhibition, Participants, and Manual. The main content area is titled "Dashboard" and is divided into several sections:

- General Announcement:** A section with the text "There are no announcements." and a small downward arrow icon on the right.
- Comments & Replies:** A section with two buttons: "Replies" and "Comments To Your Presentation". Below the buttons is the text "You will be notified here when your presentations get comments." and a small downward arrow icon on the right.
- Timetable:** A section with two buttons: "Oral Presentation >" and "Poster Presentation >". Below the buttons is the text "The presentations you favorite will be displayed here."
- Inquiry:** A section with the text "There are no inquiries at this time." and a small downward arrow icon on the right.

A red callout box with a white background and a red border is positioned in the lower right area of the dashboard. It contains the text "Click the icon on the upper right of the screen." A red line points from the top right corner of the dashboard to the callout box.

4. See My Message Board

You can check the message to you from the other participants
※When you get the message, the same contents will be notified by Email.

